



TEACHER
WORKSHOP



Featuring
**KRISTI NA
SMEKENS**

Planning & Delivering **Comprehension Mini-Lessons** All Year Long

TWO DAYS • MULTIPLE MIDWEST LOCATIONS



*"I love all of the aha moments
that I have during the
presentations—everything
makes sense. Brilliant! Your
energy and enthusiasm make
your audience hang on your
every word...Incredible!"*

Candy Kramer • principal at
Sward School, Oak Lawn, IL

DAY 1 January 24, 30 / February 5, 8, 15, 21 / March 1

Developing a Reading Road Map for Teaching Comprehension

DAY 2 January 25, 31 / February 6, 9, 16, 22 / March 2

Delivering Explicit & Engaging Comprehension Mini-Lessons



Kristina Smekens

A full-time literacy consultant, Kristina has built a reputation for using enthusiasm, humor, and common sense to equip K-12 educators with practical, demystifying strategies for teaching reading and writing.

As president and lead consultant for Smekens Education, Kristina is constantly developing new strategies to help teachers meet the demands of today's College and Career-Ready Standards. She shares those strategies with teachers across the United States and beyond through on-site school trainings, regional seminars, and an always-growing pool of print, digital, and video resources.

Kristina has a gift for making the complex seem simple—for showing teachers how to meet the needs of readers and writers by bridging the gap between educational research and classroom-tested strategies that work. Well known for offering innovative ideas, Kristina has created more than 50 "Smekens Originals," a compilation of books, guides, and classroom tools designed to help teachers implement best-practice literacy strategies. Among the most popular of these resources is her new flap-book style resource, *Scaffold Comprehension Instruction*.

A personal invitation from Kristina Smekens

Dear Colleague,

When I first began teaching reading comprehension, I focused too much on the granular details of the novel, picture book, or passage we were reading. What I *should* have been focusing on was equipping kids with the skills to comprehend that text and any they read in the future.

While this instructional shift is rooted in research and acknowledged in the College and Career-Ready Standards, pulling it off in the classroom day in and day out can be a daunting task.

It is with this in mind that I invite you to join me for one or two days of fast-paced, targeted learning! Our focus will be on how to develop a year-long plan for teaching reading comprehension and how to execute that plan using explicit and engaging whole-class mini-lessons.

During the first day, we will start by identifying the six core comprehension strategies, and then we will dissect each strategy to pinpoint a scaffold of mini-lesson subskills. With a manageable list of subskills in hand, our next step will be to map out a yearlong mini-lesson calendar that accounts for measured growth and progress among readers.

During the second day, I will share strategies for making comprehension more concrete for students. I will present progressive and practical lessons that can be adapted for both literature (fiction) and informational text (nonfiction) reading.

At the end of both days, you'll have more than just new mini-lesson ideas. You will have the tools necessary to make your comprehension instruction more focused and more engaging.

I hope you can join me for one or both of these days. Don't miss this chance to learn practical, ready-to-go techniques for planning and delivering comprehension mini-lessons all year long!

P.S. Be sure to check out information in this flyer about our free follow-up training from webPD!



What teachers say about Kristina Smekens

"I love the way Kristina presents the information with so much enthusiasm. It's new info every year without throwing out what we've learned in the past. I love how she builds on what she's taught before."

Kristen Smith • teacher at Gilmer County High School, Glenville, WV

"After 33 years of teaching, I still am drawn back into Kristina's workshops because they are research-based, standards-focused, and very interactive. No matter your years of experience or age of students you teach, you will glean a lot of great teaching strategies!"

Katie Cadle • teacher at Throop Elementary School, Paoli, IN

"As educators, it is our responsibility to excite and motivate our students to keep going when they find something difficult or are struggling. Kristina does this for me every time I attend a workshop! Her energy and enthusiasm are contagious."

Shannon Hoover • teacher at Mishawaka Catholic School, Mishawaka, IN

"Kristina is amazing! I laughed out loud! A conference I actually enjoyed."

Brad Smith • teacher at Career Academy at South Bend, South Bend, IN

"Kristina just takes the guesswork out of everything to make it ALL make sense!"


Nicki King • teacher at Union Furnace Elementary, Logan, OH



A RATIONALE TO ATTEND

Why Learn More About Comprehension Mini-Lessons?

When teaching reading, the focus should not be on the picture book, the textbook chapter, or the novel. The text is merely a tool. Simply reading a text and talking about its details isn't teaching reading. Rather, precious classroom time must be spent on explicit lessons that teach students six ways to think about texts.



1. Retell a text's relevant details and summarize its important highlights.
2. Determine an author's main idea and reason for writing.
3. Visualize an author's ideas to deepen understanding.
4. Ask questions of a text, make predictions about the ideas, and evaluate effectiveness of the author.
5. Use background knowledge to draw important comparisons and make bigger connections.
6. Synthesize learning, thinking far beyond what a text says and considering what it means and why it matters.

Deliberate instruction on each of the above is imperative. However, a single unit will not be enough. Rather, readers need to spiral through these strategies in several smaller units in order to construct a scaffold of understanding. This allows strategies to be introduced, studied, extended, and deepened throughout the year.

Top Questions Teachers Ask About Comprehension Mini-Lessons

- How do I honor my curriculum map or reading textbook series and still be responsive to student needs relative to comprehension?
- How do I prioritize my comprehension mini-lessons over the course of the year?
- How can I scaffold my comprehension mini-lessons so that the skills taught build on prior knowledge?
- What kinds of texts and materials can I use to enhance my comprehension mini-lessons?
- What principles should I use to guide my planning of comprehension mini-lessons?
- How can I make my comprehension mini-lessons more effective?
- What kinds of reading tasks should I have students do following the mini-lessons?

Kristina provides the answers to these questions and many more!

Powerful topics

Day 1: Developing a Reading Road Map for Teaching Comprehension

Day 2: Delivering Explicit & Engaging Comprehension Mini-Lessons

Attend both days, or choose just one.

Who Should Attend?

- K-6 Classroom Teachers
- 6-12 Language Arts Teachers
- Literacy Coaches
- Literacy Coordinators
- Title I Teachers / Directors
- ELL Teachers
- High-Ability Teachers
- Principals & Assistant Principals
- Curriculum Directors

Direct Ties to Standards

The strategies shared during this two-day workshop mirror the K-12 grade-level expectations outlined within the college & career-ready standards—including the Common Core, the Indiana Academic Standards, the Kentucky Academic Standards, and the Ohio Learning Standards. Mini-lessons and concepts are directly tied to the language described within the standards and target strategies for both informational text and literature.



Developing a Reading Road Map

for Teaching COMPREHENSION

Workshop Overview

Students at every level need explicit, ongoing instruction that builds their comprehension skills. This type of standards-driven teaching is intended to equip students with the ability to analyze and understand all types of texts. In this powerful workshop, you'll learn to layer skills to develop readers who can track and summarize key details, visualize and question author craft, and connect and synthesize bigger ideas.

Workshop Topics:

- Introduce the various scenarios readers will encounter—familiar v. unique formats, short v. long texts, easy v. hard reading, collaborative v. independent experiences, etc.
- Dissect the College and Career-Ready Reading Standards to identify the six core comprehension strategies readers must employ.
- Recognize a scaffold of mini-lesson subskills that must be explicitly taught.
- Study a yearlong calendar that begins with initial learning from simple texts and gives way to independent deep thinking of more complex texts.
- Select texts/passages best suited for comprehension instruction.
- Evaluate the strengths and limitations of traditional curriculum assessments.

When you leave, you'll be able to:

- ▶ Effectively introduce the concepts of inferential thinking, text annotation, close reading, and on-screen reading in kid-friendly ways.
- ▶ Weave on-screen and paper-based reading experiences into the curriculum.
- ▶ Focus classroom time on strategy/skill instruction, rather than passage/novel understanding.
- ▶ Pair appropriate texts with whole-class comprehension instruction.
- ▶ Identify assessments that truly measure students' level of mastery of a particular comprehension skill/strategy.

Praise from workshop attendees

"As always, important content delivered in a lively, fast-paced session."

Gail Boring • instructional coach at Albuquerque Public Schools, Albuquerque, NM

"Smekens always has workshops that give me fabulous ideas and cause me to reflect on what I currently do. I can't wait to get back into the classroom."

Tracy McKee • teacher at Saint Christopher School, Indianapolis, IN

"So grateful for your expertise and how you bring it all together!"

Becky Nelson • teacher at Butterfield Elementary, Lombard, IL

"What a refreshing way to spend my day! I always leave a Smekens workshop revived and excited for the next school day."

Brianne Hannah • teacher at Richard Allen Academy III, Hamilton, OH



A Yearlong Plan – Itinerary

7:30–8:30 a.m.

Registration & breakfast snack

8:30–10:00 a.m.

Identify the scenarios readers encounter

Prepare students with strong reader habits

Introduce the voices in a reader's head

10:00–10:15 a.m.

Morning break & book shopping

10:15–11:30 a.m.

Model how textual details create inferences

Reveal the bigger purpose of annotating text

Systematically reveal comprehension strategies

11:30 a.m.–12:45 p.m.

Enjoy lunch on your own

12:45–2:00 p.m.

Recognize comprehension subskills

Study a progression of units that scaffolds

2:00–2:15 p.m.

Afternoon break & book shopping

2:15–3:30 p.m.

Pair target skills with text selection

Evaluate current classroom reading assessments

Free follow-up training video

Teachers who attend this workshop will be given a complimentary one-month subscription to Kristina's matching video on webPD, *Introducing Comprehension Strategies to Students (K-12)*. During the complimentary subscription period, teachers are encouraged to share access with every colleague in their school, allowing the entire staff to learn key concepts from the workshop.



Delivering Explicit & Engaging Comprehension MINI-LESSONS

Workshop Overview

After developing a road map for teaching comprehension during day one of this workshop, the second day focuses on the scaffold of comprehension mini-lessons to follow. Participants will learn ways to make their whole-class mini-lessons more explicit and dynamic while receiving numerous mini-lesson concepts *per comprehension strategy*!



This resource is free!

Each Day 2 attendee will receive one FREE copy of *Scaffold Comprehension Instruction* to support the implementation of whole-class reading lessons at any grade level.


This spiral-bound flipbook will supplement the workshop handout and become a tool to help teachers plan sequenced comprehension instruction all year long.

Workshop Topics:

- Identify a gradual release that guides students from a basic application to a deep understanding of any reading skill/strategy.
- Study grade-specific instructional calendars that spiral through the six comprehension strategies all year long.
- Receive a sequence of classroom-tested mini-lessons that rely on textual evidence to support retelling/summarizing ideas, determining main ideas, visualizing ideas, questioning ideas, making connections, and synthesizing ideas.
- Discover how to adjust instruction to address the same comprehension skills when reading literature (fiction) versus informational texts (nonfiction).
- View various lessons executed and recorded within actual classrooms.
- Learn to blend explicit instruction of individual strategies with all-encompassing close-reading experiences.
- Identify various writing-about-reading products (e.g., constructed and extended responses) that honor students' developmental readiness.

When you leave, you'll be able to:

- ▶ Execute comprehension mini-lessons that are short, effective, and powerful.
- ▶ Make reading lessons more visual through anchor charts, Think Alouds, hand signals, concrete triggers, and more.
- ▶ Deliver a multi-week study that acknowledges the developmental progression of comprehension strategies.
- ▶ Execute a yearlong plan that emphasizes spiraling through previously-taught skills, while encouraging students to juggle multiple strategies simultaneously.
- ▶ Implement Kristina's favorite whole-class comprehension mini-lessons.
- ▶ Access the digital and video resources that support the whole-class comprehension lessons learned within the workshop.



Mini-Lessons in Reading – Itinerary

7:30–8:30 a.m.

Registration & breakfast snack

8:30–10:00 a.m.

Identify a gradual release of instruction that studies, extends, and deepens reader skills

Study a scaffold of comprehension skills and mini-lesson concepts to teach them

10:00–10:15 a.m.

Morning break & book shopping

10:15 a.m.–11:30 a.m.

Scaffold mini-lessons to target retelling & summarizing ideas and determining main ideas & themes

11:30 a.m.–12:45 p.m.

Enjoy lunch on your own

12:45–2:00 p.m.

Scaffold mini-lessons to target visualizing, questioning, predicting, and evaluating author ideas

2:00–2:15 p.m.

Afternoon break & book shopping

2:15–3:30 p.m.

Scaffold mini-lessons to target making connections and synthesizing ideas within & among texts

Free follow-up training video

Teachers who attend this workshop will be given a complimentary one-month subscription to Kristina's matching video on webPD, *Delivering Dynamic Comprehension Lessons (K-12)*. During the complimentary subscription period, teachers are encouraged to share access with every colleague in their school, allowing the entire staff to learn key concepts from the workshop.





On-site bookstore

Teachers always look forward to browsing the wide selection of professional books, picture books, and other resources available for purchase during the workshop.



Cash, check, credit, debit, and purchase orders are all acceptable forms of payment.

For an advance peek at the book selection, visit www.TheLiteracyStore.com. During the workshop, attendees will enjoy a 15% discount on all titles available both on site and online.

Continuing Education Credit

With prior approval from the attendee's school district, participants may receive credit for 10.5 hours of professional development for attending this two-day workshop. Each day, attendees receive a Certificate of Completion, which can be used to verify attendance. More information about how this workshop fulfills your state's unique continuing education requirements can be found on our website at www.SmekensEducation.com/credit.html.

Illinois-Specific Credit

As an approved professional development subcontractor, Smekens Education is happy to provide all Illinois teachers with state-approved professional development credit for attending this workshop in Illinois.

Graduate Credit

For every 15 hours of training from Smekens workshops, attendees may earn one hour of university-level graduate credit. Beyond the training time, participants must also write a short summary about the experience. These are non-degree credits which are designed for professional certification renewals and salary step increases. (Check with your district or employers to determine their policies for pay increases.) Registration information will be shared during the 10 a.m. break of each workshop. After the workshop, attendees have 2 weeks to apply their training hours to the program. The cost of graduate credit is separate from the cost of attending a workshop.

What teachers say about this workshop

"Absolutely love these workshops! I leave inspired every time. Everyone should be Smekensized!"

Erica Shadley • teacher at
Ada Elementary School,
Ada, OH

"I have never felt better after leaving a workshop & knowing that I can implement lessons right away. It was fabulous & I look forward to more workshops."

Liz Damron • teacher
at Westfall High School,
Williamsport, OH

How to get there – workshop locations

Need a hotel room?

Smekens Education has negotiated discount hotel rates at each workshop location. To see our hotel recommendations and learn more about special rates, check out our website.

Get directions

You can get door-to-door directions to each workshop location by visiting our website, www.SmekensEducation.com.



SPRINGFIELD, IL

January 24 & 25, 2018

Hilton Garden Inn, 3100 S Dirksen Pkwy.,
Springfield, IL 62703
(217) 529-7171



COLUMBUS, OH

January 30 & 31, 2018


Courtyard by Marriott West, 2350 Westbelt
Dr., Columbus, OH 43228
(614) 771-8999



FORT WAYNE, IN

February 5 & 6, 2018

The Landmark Centre, 6222 Ellison Road,
Fort Wayne, IN 46802
Phone: (260) 432-4500



CHICAGO, IL

February 8 & 9, 2018

Holiday Inn, 6201 Joliet Road,
Countryside, IL 60525
(708) 354-4200



MERRILLVILLE, IN

February 15 & 16, 2018


Avalon Manor, 3550 US-30,
Merrillville, IN 46410
(219) 945-0888



INDIANAPOLIS, IN

February 21 & 22, 2018

The Wellington, 9775 N by NE Blvd.,
Fishers, IN 46037
(317) 712-3475



LOUISVILLE, KY

March 1 & 2, 2018

Hilton Garden Inn, 2735 Crittenden Dr.,
Louisville, KY 40209
(502) 637-2424

Planning & Delivering Comprehension Mini-Lessons

1. Select the appropriate location, workshop, and date.

WORKSHOP LOCATION	DAY 1 READING ROAD MAP	DAY 2 COMPREHENSION LESSONS
SPRINGFIELD, IL	<input type="checkbox"/> JAN. 24, 2018	<input type="checkbox"/> JAN. 25, 2018
COLUMBUS, OH	<input type="checkbox"/> JAN. 30, 2018	<input type="checkbox"/> JAN. 31, 2018
FORT WAYNE, IN	<input type="checkbox"/> FEB. 5, 2018	<input type="checkbox"/> FEB. 6, 2018
CHICAGO, IL	<input type="checkbox"/> FEB. 8, 2018	<input type="checkbox"/> FEB. 9, 2018
MERRILLVILLE, IN	<input type="checkbox"/> FEB. 15, 2018	<input type="checkbox"/> FEB. 16, 2018
INDIANAPOLIS, IN	<input type="checkbox"/> FEB. 21, 2018	<input type="checkbox"/> FEB. 22, 2018
LOUISVILLE, KY	<input type="checkbox"/> MARCH 1, 2018	<input type="checkbox"/> MARCH 2, 2018

2. Complete the registration form below.

Name: _____

School name: _____

School address: _____

City/State/Zip: _____

School phone: _____

Title: _____ Grade level: _____

Primary email: _____

Alternate email: _____

3. Provide payment information in the space below.

REGISTRATION FEES:

Early Bird registration (1 day):	Standard registration (1 day):
<input type="checkbox"/> One person \$225	<input type="checkbox"/> One person \$245
<input type="checkbox"/> Team of 3+ \$219 per person	<input type="checkbox"/> Team of 3+ \$239 per person

Early Bird registration (2 days):	Standard registration (2 days):
<input type="checkbox"/> One person \$435	<input type="checkbox"/> One person \$455
<input type="checkbox"/> Team of 3+ \$423 per person	<input type="checkbox"/> Team of 3+ \$443 per person

Early Bird registrations must be received at least 15 days in advance of the workshop.

PAYMENT:

☐ Check made payable to Smekens Education Solutions, Inc.

☐ Purchase Order attached (# _____)

Charge to: ☐ Visa ☐ Master Card ☐ Discover

Card Number

Expiration Date

Authorized signature: **X** _____

Cardholder's name (PLEASE PRINT): _____

FOUR WAYS TO REGISTER:

ONLINE: www.SmekensEducation.com	
PHONE: (888) 376-0448	MAIL: Smekens Education P.O. Box 332 Warren, IN 46792
FAX: (888) 376-0489	

Cost-saving options

Save 10% — Bring a Team

When you bring a team of 10 or more, we will reduce the registration fee by 10%. Contact our office to make arrangements for team registration.

Principals Attend Free!

With the paid registration of at least one staff member, the building principal may attend this workshop at no charge. (Registration is still required & substitutions are not permitted.)



Why attend a workshop by Smekens Education?

Great Ideas

Teachers leave Smekens workshops with innovative strategies for applying research-based concepts.

High-Energy Instruction

Kristina Smekens has a knack for motivating and encouraging teachers as she shares practical, classroom-tested strategies that work.

Top-Notch Materials

With each one-day workshop, teachers receive a full-color packet that outlines the key concepts of the workshop and makes direct connections to the Common Core and College & Career-Ready Standards.

Exclusive Web Resources

Every attendee is given access to a password-protected "secret website" that features downloadable resources mentioned during the workshop, videos, web links, and more.

Satisfaction Guaranteed

If you are not completely satisfied with this workshop, we will refund your entire registration fee—no questions asked.