

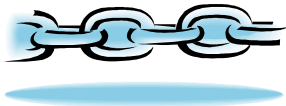



Revising for Sentence Fluency

Strategy	What it means	What it looks like
<p>Sentence Flipping</p> 	<p>Without adding, deleting, or changing any words, rearrange the order of the words in the sentence.</p>	<p>I went to the mall on Saturday.</p> <p><u>On Saturday, I went to the mall.</u></p>
<p>Using Appositives</p> 	<p>Combine two shorter sentences by placing key words or phrases of one sentence inside of the other.</p>	<p>My dog Scruffy is a black and tan shepard. He likes to chase rabbits.</p> <p>My dog Scruffy, <u>a black and tan shepard</u>, likes to chase rabbits.</p>
<p>Sentence Combining</p> 	<p>Linking two shorter sentences together by using connecting words such as</p> <p style="text-align: center;">And But Or Because</p> <p>while eliminating words repeated in both sentences. Commas are needed.</p>	<p>Skippy likes the taste of bananas. Skippy is allergic to bananas.</p> <p>Skippy likes the taste of bananas, <u>but</u> he is allergic to them.</p>
<p>Sentence Padding</p> 	<p>Add a phrase to (the beginning of) the sentence that adds details about</p> <p style="text-align: center;">When Where Why How</p> <p>Commas are needed after that phrase.</p>	<p>I went to the store. I bought a cake.</p> <p><u>Before my mother awoke, I sneaked to the store. To surprise her for her birthday,</u> I bought a cake.</p>