

# Alternatives to the Traditional Research Report

## *Fact Flipper*

The Fact Flipper is a PowerPoint presentation with six question slides and six answer slides. Students research their topic and compose five questions and answers, inserting relevant photographs/clipart as applicable.

Open a blank PowerPoint presentation and choose the “Title Only” slide layout.

Slide 1: Title

Slide 2: Question #1

Slide 3: Question #2

Slide 4: Question #3

Slide 5: Question #4

Slide 6: Question #5

Slide 7: Student’s name, date, class period

Slide 8: Answer to Question #1

Slide 9: Answer to Question #2

Slide 10: Answer to Question #3

Slide 11: Answer to Question #4


Slide 12: Answer to Question #5






Publish the report as a slideshow, with the facts flipping with each slide. Or, print the slides as “Handouts” (six slides per page) to create the Fact Flipper.

- Cut around page one (the question slides)
- The first six slides on page one are the question slides.
- After printing page one, cut around the two sides and bottom of each slide to form a flap.
- The page is then glued on top of page two which has the six answer slides.
- Read the question and lift the flap to find the answer.

# Alternatives to the Traditional Research Report

The Fact Flipper is made from a PowerPoint slide show printed in "Handout" mode.

 <p>LOUISIANA SYMBOLS BY VICKI BLACKWELL</p>	<p>WHAT IS THE LOUISIANA STATE MAMMAL?</p>
<p>WHAT IS THE LOUISIANA STATE BIRD?</p>	<p>WHAT IS THE LOUISIANA STATE CRUSTACEAN?</p>
<p>WHAT IS THE LOUISIANA STATE WILD FLOWER?</p>	<p>WHAT IS THE LOUISIANA STATE FRUIT?</p>

<p>USE THIS FACT FLIPPER TO HELP REVIEW FOR YOUR LOUISIANA UNIT TEST.</p> 	<p>THE BLACK BEAR</p> 
<p>BROWN PELICAN</p> 	<p>CRAWFISH</p> 
<p>PURPLE IRIS</p> 	<p>STRAWBERRY</p> 