


Alternatives to the Traditional Research Report


Mini Book Directions




1. Photocopy template
2. Fold in half horizontally along fold line.
3. Trim outside edge along dotted line.
4. Fold along dotted line between page 4 and the back cover.
5. Fold again between the front cover and back cover.
6. Open to pages 3 & 4 and apply two staples.
7. Cut along dotted line between page 4 and the back cover to reveal pages 5 & 6.



Front Cover



Back Cover



Page 4




Page 3


Fold



Page 1



Page 6



Page 5



Page 2

Fold