

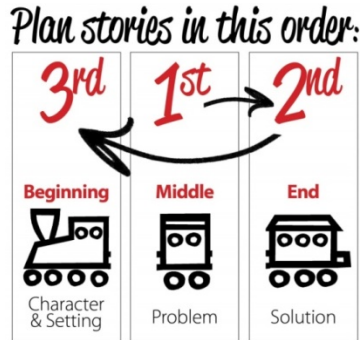
Writers

Let's review the skill.	Here's the assignment.

Writers craft narratives.

Let's review the skill.

Narratives are about a character's problem and how it gets solved.



- [Narratives always have a problem in the middle. What is the problem your character faces?](#)
- Narratives end with a solution. *How does your character fix, solve, or resolve his problem?*
- Narratives begin by introducing the character and the setting.

Remember, lots of character description in a detailed setting with NO PROBLEM is NOT a narrative. It's just a description.

Here's the assignment.

UPPER GRADES: Microfiction is a real genre. It is a narrative story told in 50 words. [Write a story about a real or imaginary experience. You must limit it to 50 words.](#)

Before you start writing, plan it first.

- Plan the problem first.
- Plan the solution second.
- List any important info about the character and setting third.

Write/type your story. Remember, you have ONLY 50 words to establish a character's problem AND SOLVE IT!

PRIMARY GRADES:

[Use the handout](#) or draw 3 boxes on a piece of paper. Write/Draw a story about a real or imaginary experience.

- TOP BOX: Who is the character and what is the setting?
- MIDDLE BOX: What is the character's problem?
- BOTTOM BOX: How does the problem get fixed?

Name _____ Date _____


Title/Topic _____

Beginning

Middle

Ending

Writers use descriptive language in sophisticated sentences.

Let's review the skill.		Here's the assignment.	
<p>Review sentence types...</p> <p>OR Review sentence structures...</p> <p>OR Review parts of speech...</p> <p>OR Review figurative language...</p> <p>OR Review strong word choice...</p>		<p>Take an interesting photo of someone or something.</p> <p>Write a caption that includes the following ingredients:</p> <ul style="list-style-type: none"> • (skill) • (skill) • Correct capitalization. • Correct punctuation. <p>Label each of the skills you used intentionally.</p> <ul style="list-style-type: none"> • TYPED-- Bold ..., Underline..., Italicize.... • HANDWRITTEN-- Circle..., Underline..., Box... • HANDWRITTEN-- Red..., Blue..., Green... 	
 <p>3 SENTENCE TYPES</p> <ul style="list-style-type: none"> • Sydney and her Nana played a game together. • Nana jumped when all of the pieces came out! • Did Nana jump every time? 	<p>COMPOUND SENTENCE Sydney and her Nana played Perfection, and Nana jumped when the pieces popped out.</p> <p>COMPOUND-COMPLEX SENTENCE Sydney and her Nana played Perfection, and every time the time ran down, Nana jumped when all of the pieces came out.</p>	<p>ADJECTIVES AND NOUNS Perfection is a red rectangular box with a springy blue bottom and yellow pieces.</p> <p>ACTION VERBS Nana squealed and threw up her hands when all of the pieces popped off the board!</p> <p>PREPOSITIONAL PHRASES Sydney and her Nana played Perfection in the dining room during their vacation together.</p>	<p>ALLITERATION Nana jumped when all of the pretty pieces popped out!</p> <p>Sydney persistently persuaded her Nana to play Perfection.</p> <p>PERSONIFICATION Nana jumped every time the game threw the pieces in the air.</p> <p>SIMILE Nana jumped when all of the pieces popped out like popcorn!</p> <p>IDIOM Nana jumped out of her skin when all of the pieces popped out!</p>

Writers change perspectives.

Let's review the skill.

Point of view is who is telling the story/information.

The same situation can be retold from different individuals.

Share the thoughts, feelings, words, and actions of only that character's perspective.

[Remember when we did these examples?](#)



The cow is thinking...

The bird is thinking...

The fly is thinking...



The boy is thinking...

The dog is thinking...

The suitcase is thinking...

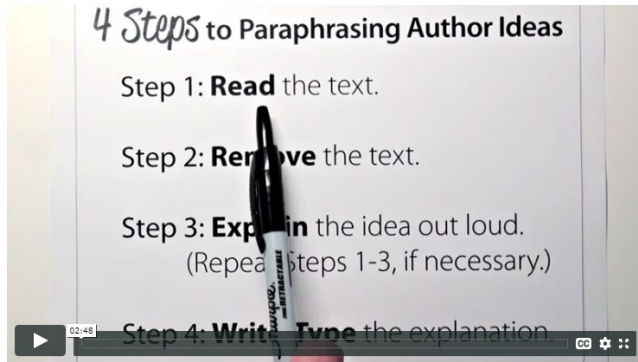
Here's the assignment.

Take/Choose a new picture.

Write a separate caption for at least three individuals/objects in the image. Consider what they would be thinking, saying, or wanting in this situation.

Writers paraphrase experts and cite sources.

Let's review the skill.



Paraphrase Author Ideas

A paraphrase is someone else's idea restated in your own words.

Recall the 4 steps and hand signals:

1. Read the text.
2. Remove the text.
3. Explain out loud what it said.
4. Write what you said.

TIP: Use synonyms.

Here's the assignment.

Read ____ .

Choose 3 different excerpts/paragraphs from this text to paraphrase.

Execute the 5 steps to paraphrasing—including the citation for each.

After you have written each one, identify which paragraph/excerpt you were attempting to paraphrase.

- Note the paragraph number (P #4).
- Note the line number (Lines 14-19).
- Include a visual snip/grab/screenshot.



Weave the What, Which, & Where into Textual Citations

We added Step 5—the citation!

A citation tells the reader where you found the information.

- WHICH text/source?
- WHERE in that text/source?

According to...

One example comes from...

In ____ it states that...