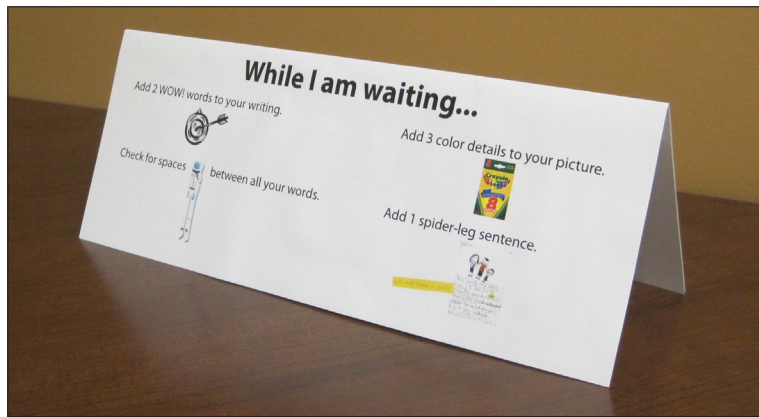
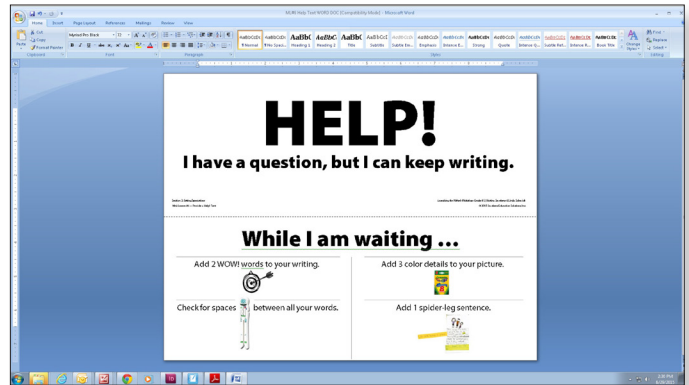


Provide a Help! Tent



STEP 1:

Open the Word document. Customize the strategies listed. (Insert clipart as you wish.)

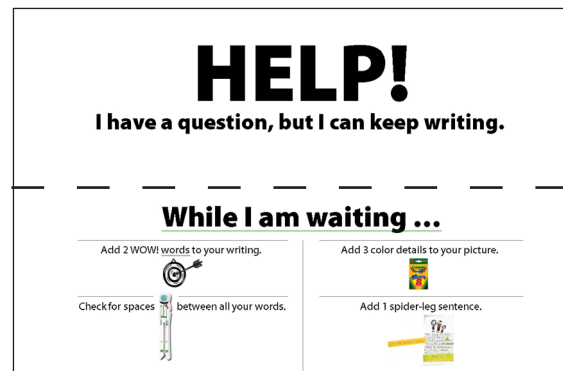


STEP 2:

Print a single copy of the revised document.

STEP 3:

Cut on the dotted line and manually flip the "I have a question, but I can keep writing" side so that it's upside down. Tape these two halves together.



STEP 4:

Photocopy your new *Help! Tent* onto card stock, one per student.

