

# COMPREHENSION MINI-LESSON PLANNER



## INTRODUCTION OF THE TARGET SKILL

- Name the target skill.
- Make a connection.

1 minute



## INSTRUCTION ON HOW TO EXECUTE THE SKILL

- Explain the specifics of the skill.
- Demonstrate how the skill works.
- *Think Aloud/Model* the skill in action.

8-10 minutes



ANCHOR CHART

**INFER** \_\_\_\_\_



Additional points to make within follow-up mini-lessons.

- 
- 
- 
- 
- 



## INTERACTION AMONG PEERS WITH THE SKILL

- Guide students through parallel experiences.
- Massage their attempts.
- Reteach and refine students' understanding.

6-8 minutes



## CLOSURE & TRANSFER OF THE SKILL

- Restate the target skill.
- Identify the task to follow (or invite to try this when reading independently).


1-2 minutes

**I DO**— YOU WATCH AND LISTEN.

Day 1



**WE DO**— I DO; YOU HELP.




**I DO**— YOU WATCH AND LISTEN.

Day 2



**WE DO**— I DO; YOU HELP A LITTLE MORE.




**I DO**— YOU WATCH AND LISTEN.

Day 3




**WE DO**— I HELP; YOU DO.




**I DO**— YOU WATCH AND LISTEN.

Day 4




---

**WE DO**— I HELP LESS; YOU DO EVEN MORE.



**I DO**— YOU WATCH AND LISTEN.

Day 5



**WE DO**— I SCRIBE; YOU DO.




**I DO**— YOU WATCH AND LISTEN.

Day 6



**WE DO**— I SCRIBE; YOU DO.



**I DO**— YOU WATCH AND LISTEN.

Day 7



**WE DO**— I SCRIBE; YOU DO.

